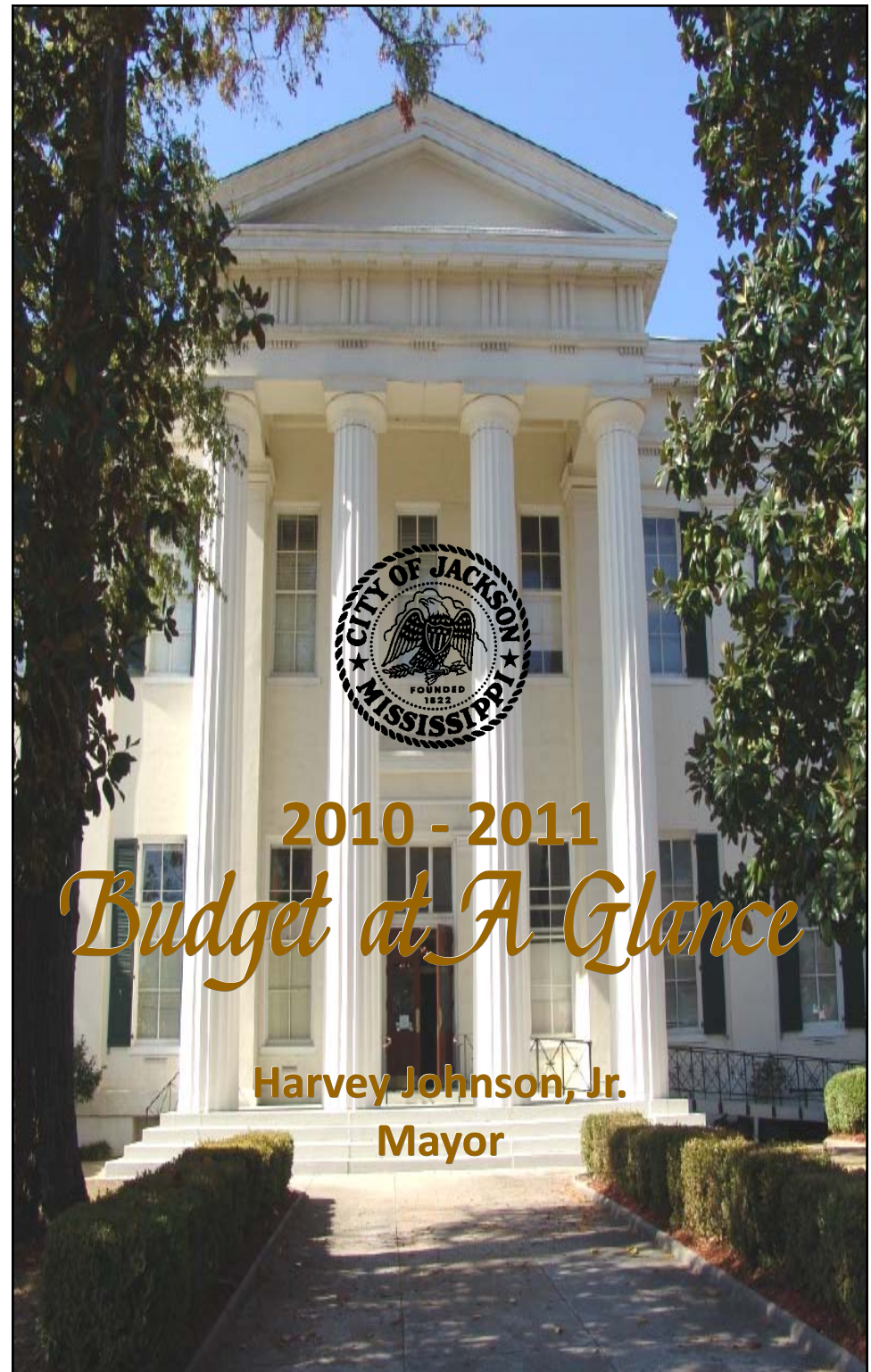




219 South President Street
Post Office Box 17
Jackson, Mississippi 39205-0017

JACKSON CITY COUNCIL

Jeff Weill, Sr., Ward 1
Chokwe Lumumba, Ward 2
Kenneth I. Stokes, Ward 3
Frank Bluntson, Ward 4
Charles Tillman, Ward 5
Tony Yarber, Ward 6
Margaret C. Barrett-Simon, Ward 7



2010 - 2011 *Budget at A Glance*

Harvey Johnson, Jr.
Mayor



OFFICE OF THE MAYOR

Greetings!

My administration is committed to strong fiscal management and the 2010-2011 budget for the City of Jackson certainly reflects a responsible and stable financial outlook. We are able to live within our means and provide the important level of city services that our citizens deserve and expect.



This year's adopted budget is \$313.4 million, which is 12 percent less than last year's fiscal year's budget. This year's budget did not include a tax increase, nor did it call for laying-off or furloughing any city employees.

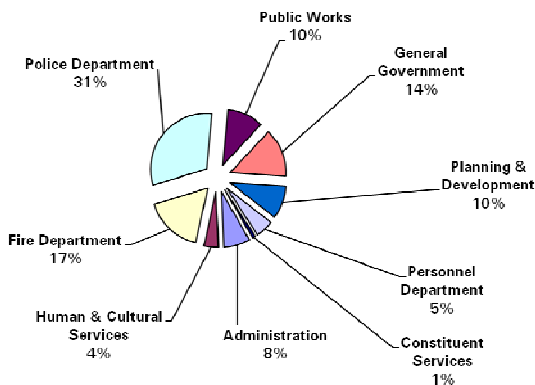
Jackson, like cities across our nation, continues to weather the current economic downturn, but we have made the commitment to "right-size" city government to ensure we remain financially sound. "Right-sizing" city government will involve us cutting waste; rethinking our processes; and working within the framework of having measurable goals with progress we can and will share with our citizens.

Enclosed you will find a snapshot of the City of Jackson 2010-2011 budget. We hope that you will see how funds are allocated, both among the major categories and departments and that this information gives you some idea of how the City of Jackson budget impacts each of us.

Sincerely,

Harvey Johnson, Jr.

GENERAL FUND EXPENDITURES BY DEPARTMENT

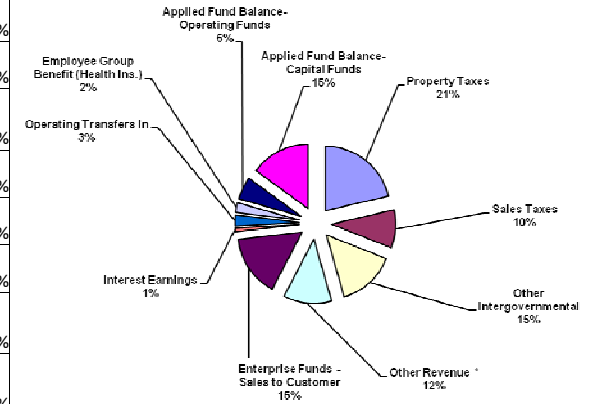


In the Thousands

Administration	\$ 9,066
Human & Cultural Services	4,981
Fire Department	20,022
Police Department	37,084
Public Works	12,397
General Government	16,690
Planning & Development	11,307
Personnel Department	6,229
Constituent Services	1,098

SOURCE OF FUNDS

Property Taxes	\$ 67,038,318	21%
Sales Taxes	29,974,464	10%
Other Intergovernmental	45,820,281	15%
Other Revenue	37,994,701	12%
Enterprise Funds Sales to Customers	48,661,601	16%
Interest Earnings	2,857,905	1%
Operating Transfers In	8,700,778	3%
Employee Group Benefit	7,619,487	2%
Applied Fund Balance Operating Funds	17,819,630	6%
Applied Fund Balance Capital Funds	46,968,526	15%
	\$313,455,691	100.0%



USE OF FUNDS

General Fund Operations	\$ 118,875,181	38%
Parks and Recreation	6,364,003	2%
Federal & State Grants Funds	29,601,767	9%
Other Special Revenue Funds	9,388,289	3%
G.O. Debt Service	7,617,849	2%
Water & Wastewater Operations	35,151,357	11%
Revenue Bond Debt Service	13,433,805	4%
Solid Waste	11,496,983	4%
Transportation	11,559,913	4%
Employee Insurance & Other Funds	12,493,532	4%
Capital Budget	57,473,012	18%
	\$313,455,691	100%

